



**Delivering NEMA-3 protection with superior 5270-lumen output, the Woodhead® Wide-Area Portable LED Light for Class I Division 2 locations ensures reliability in harsh environments when visibility is critical**

Ignitable concentrations of flammable gases, vapors or liquids pose a serious threat to job-site safety. The Woodhead® Wide-Area Portable LED Light for Class I, Division 2 Locations is designed to operate safely in these environments while delivering high-output LED light in an extremely rugged and durable fixture.

This fixture provides task lighting for maintenance and repair operations and wide-area light in potentially hazardous locations.

This light is certified by Quality Product Services (QPS) to Class I, Division 2 standards. QPS is a Canadian certification body nationally recognized in Canada and listed as a NRTL (Nationally Recognized Testing Laboratory) in the United States by OSHA in accordance with 29 CFR 1910.7.

**Features and Benefits**

Rugged cast-aluminum enclosure with durable rubber lens-gasket assembly	Ensures superior strength and durability compared to competitors' extruded aluminum housing. Highly resistant to shock and vibration. Impact and corrosion resistant
LED-array light source with array holder	Delivers 5270-lumen output lasting 50,000 hours. Provides instant-on capability in extreme temperatures. Energy efficient. Shock and vibration resistant. Contains no mercury, eliminating lamp disposal costs
Third-party certified to CSA Class I, Division 2, Groups B, C and D requirements; T4A temperature rating, NEMA Type 3 enclosure rating for wet locations	Provides code compliance in environments with potentially ignitable gases present
Designed for extreme operating temperature ranges of -40 to +40°C	Operates in extreme temperatures where many lights are not capable of working. Ensures site is safely illuminated
Versatile mounting clamp/handle/ cord wrap and a variety of electrical cable options, including Brad® Power Cordsets and Receptacles (for Zone 2 environments)	Provides connections and mounting flexibility to suit multiple applications
Color temperature of 5100K and CRI of 87	Causes less fatigue and allows for better color differentiation than alternate light sources

**Woodhead® Wide-Area Portable LED Light for Class I, Division 2 Locations**  
**130243** Hazardous-Duty Wide-Area Light



Woodhead® Wide-Area Portable LED Light for Class I, Division 2 Locations

### Specifications

#### Reference Information

Packaging: Box  
QPS File No.: LR1111-2  
RoHS: Yes  
Halogen Free: Yes  
Hazardous Classification:  
Class I, Div. 2, Groups B, C, D  
T Rating: T4A/+120°C

#### Electrical

Voltage (max.):  
120 to 277V; 50/60 Hz  
Current (max.): 0.67 to 0.34A

#### Environmental

Enclosure Rating:  
NEMA 3 indoor/outdoor


#### Physical

Housing: Cast aluminum  
Lens-Gasket: Polycarbonate/Silicone  
Operating Temperature: -40 to +40°C

### Product Features

Mounting brackets adjust 360° for easy fit on most mounting surfaces or serve as a convenient handle

¼-turn fasteners achieve tool-to-enter requirement without locks, ties or tag outs



Aluminum knobs lock clamps in place and resist abuse

Rugged, cast aluminum enclosure provides superior resistance to impact and abrasion

Removable diffuser under lens cuts the harshness of LED light



Safety lanyards with carabiners for safe overhead mounting

Feed-through options available



Four 20W Citizen LED arrays with Molex holders produce 5270 measured lumens and are easily serviced



Silicone rubber bumper resists impact and abrasion

Variety of connections available including hazardous duty plugs and connectors, flying leads and Brad® Power Zone 2 connectors

## Illumination Plots

**Woodhead®  
Wide-Area  
Portable LED Light  
for Class I, Division  
2 Locations**

**Mounting Height: 10 ft.**

### Illuminance - Cone of Light

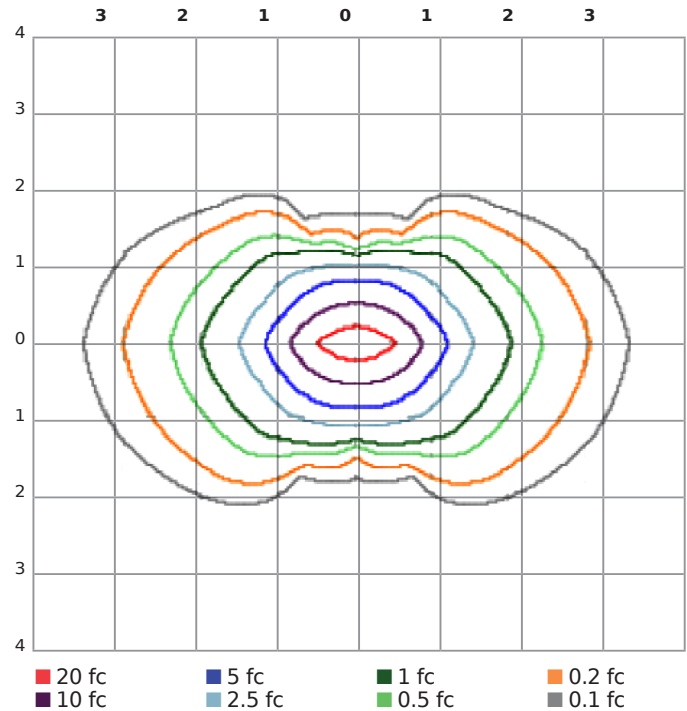
#### Illuminance at a Distance

	Center Beam fc	Beam Width	
2.0ft	736.3 fc	2.2 ft	6.3 ft
4.0ft	184.1 fc	4.4 ft	12.6 ft
6.0ft	81.8 fc	6.6 ft	18.9 ft
8.0ft	46.0 fc	8.8 ft	25.2 ft
10.0ft	29.5 fc	11.1 ft	31.5 ft

- Vert. Spread: 57.8°
- Horiz. Spread: 115.2°

### Isoillumination Plot

#### Isofootcandle Plot



Distance in units of mount height (10 ft)

## Applications

### Petro-Chemical and Refinery Plants

- Scaffold and ingress/egress lighting
- Vessel and tank task lighting
- Shutdown and turn-around work lights

### Utility and Gas

- Scaffold and area lighting
- Tunnels and vaults
- Vessel and tank task lighting

### Shipyards

- Scaffold and area lighting
- External flood lighting
- Construction task lighting

### Pulp and Paper

- Digester and bleach plant maintenance
- Vessel and tank task lighting
- Site lighting

### Water and Wastewater Treatment


- Maintenance task lighting
- Solids and digester maintenance
- Covered settling tanks

### Aerospace and Defense

- Scaffold and area lighting
- Welding, grinding, painting areas
- Assembly area lighting



Petro-Chemical/Refinery



Shipyard

**Ordering Information**

Order No.	Cord Type	Cord Length – Primary	Cord Length – Secondary	Plug Type	Connector Type
130243-0021	14/3 SOOW	7.62m (25.00')	None	NEMA 5-15 Watertite	None
130243-0022		0.91m (3.00')	0.91m (3.00')	None	
130243-0023	12/3 SOOW			None	
130243-0025	14/3 SOOW	15.24m (50.00')	None	NEMA 5-15 Watertite	Exp Proof NEMA 5-15
130243-0027		7.62m (25.00')	0.91m (3.00')	Exp Proof NEMA 5-15	
130243-0028		15.24m (50.00')			
130243-0029	12/3 SOOW	0.91m (3.00')	None	90° Brad Power	None
130243-0030	None	None		None	
130243-0031	12/3 SOOW	0.91m (3.00')		Straight Brad Power	Straight Brad Power
130243-0032	None	None		Exp Proof NEMA 5-15	None
130243-0033	14/3 SOOW	15.24m (50.00')			