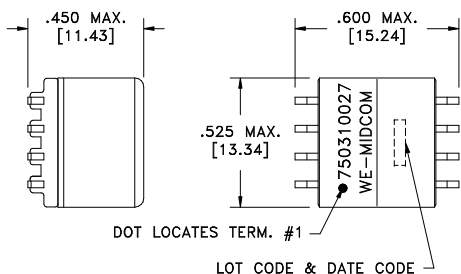
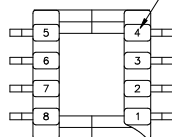


CUSTOMER TERMINAL	RoHS	LEAD(Pb)-FREE
Sn96%, Ag4%	Yes	Yes

more than you expect

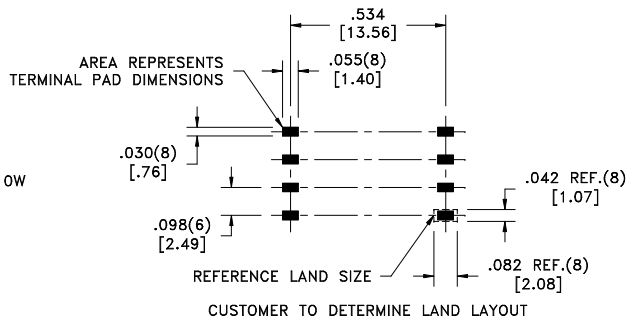
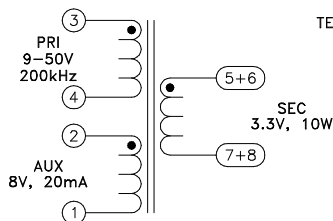


TERM. NO.'s FOR REF. ONLY



DOT LOCATES TERM. #1

LOT CODE & DATE CODE



ELECTRICAL SPECIFICATIONS @ 25°C unless otherwise noted:

PARAMETER	TEST CONDITIONS	VALUE
D.C. RESISTANCE	1-2 @20°C	0.150 ohms max.
D.C. RESISTANCE	3-4 @20°C	0.080 ohms max.
D.C. RESISTANCE	5-7 tie(5+6, 7+8), @20°C	0.0075 ohms max.
INDUCTANCE	3-4 10kHz, 100mVAC, Ls	20.4uH ±10%
LEAKAGE INDUCTANCE	3-4 tie(1+2, 5+6+7+8), 100kHz, 100mVAC, Ls	1.5uH max.
DIELECTRIC	1-8 tie(2+3, 5+6), 1500VAC, 1 second	-
DIELECTRIC	1-3 500VDC, 1 second	-
URNS RATIO	(3-4):(5-7), tie(5+6, 7+8)	4.505:1, ±2%
URNS RATIO	(3-4):(2-1)	1.802:1, ±2%

REV.	DATE	Packaging Specifications
		Method: <b>Tape &amp; Reel</b> PKG-0328 www.midcom-inc.com
6A	5/07	SEE REVISION SHEET FOR REVISION LEVEL



CONVENTION PLACEMENT

Tolerances unless otherwise specified:  
 Angles: ±1°      Decimals: ±.005 [.13]  
 Fractions: ±1/64      Footprint: ±.005 [.13]

This drawing is dual dimensioned. Dimensions in brackets are in millimeters.

DRAWING TITLE

**TRANSFORMER**

eiSos p/n: 750310027

PART NO.

**750310027**



SPECIFICATION SHEET 1 OF 1