

High Frequency Ceramic Solutions

5.3GHz Directional Coupler/ Low Pass Filter Combo Passive

P/N 5300CF15A0950

Detail Specification: 01/20/2012

Page 1 of 4

General Specifications

Part Number	5300CF15A0950
Frequency (MHz)	4900 - 5850
Insertion Loss	0.8 dB max.
Return Loss	20 dB min.
Attenuation (min.)	20 dB @ 2 x Fo
Coupling	15 ± 1 dB
Isolation	22 dB min.

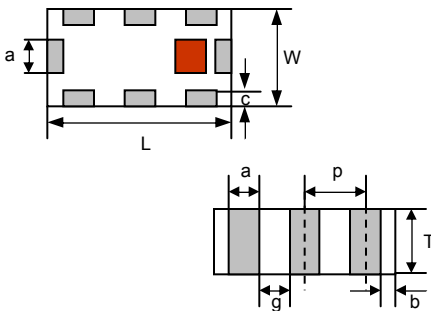
Impedance	50 Ω
Operating Temperature	-40 to +85°C
Storage Conditions	+5 to +35°C, Humidity 45~75%RH, 18 months max.
Reel Quantity	4000
Power (max.)	2W

P/N	Packaging Style	Bulk	Suffix = S	Eg. 5300CF15A0950S
		T & R	Suffix = E	Eg. 5300CF15A0950E
Suffix	Termination Style	100% Tin	Suffix = None	Eg. 5300CF15A0950(E or S)
		Tin / Lead	Suffix = /Pb	Eg. 5300CF15A0950(E or S)/Pb
Evaluation Board (2-Port SMA EVB)		5300CF15A0950-EB-SMA		

*<http://johansontechnology.com/en/integrated-passives/integrated-passive-tape-a-reel-packaging.html>

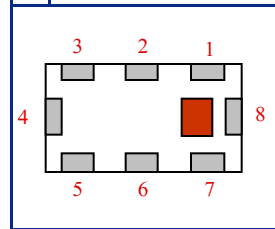
Mechanical Dimensions

	In	mm
L	0.079 ± 0.004	2.00 ± 0.10
W	0.049 ± 0.004	1.25 ± 0.10
T	0.027 ± 0.004	0.70 ± 0.10
a	0.012 ± 0.004	0.30 ± 0.10
b	0.008 ± 0.004	0.20 ± 0.10
c	0.012 +0.004/-0.008	0.30 +0.1/-0.2
g	0.014 ± 0.004	0.35 ± 0.10
p	0.026 ± 0.002	0.65 ± 0.05



Terminal Configuration

No.	Function
1	Termination
2	GND
3	GND
4	Input
5	Coupled Out
6	GND
7	GND
8	Output

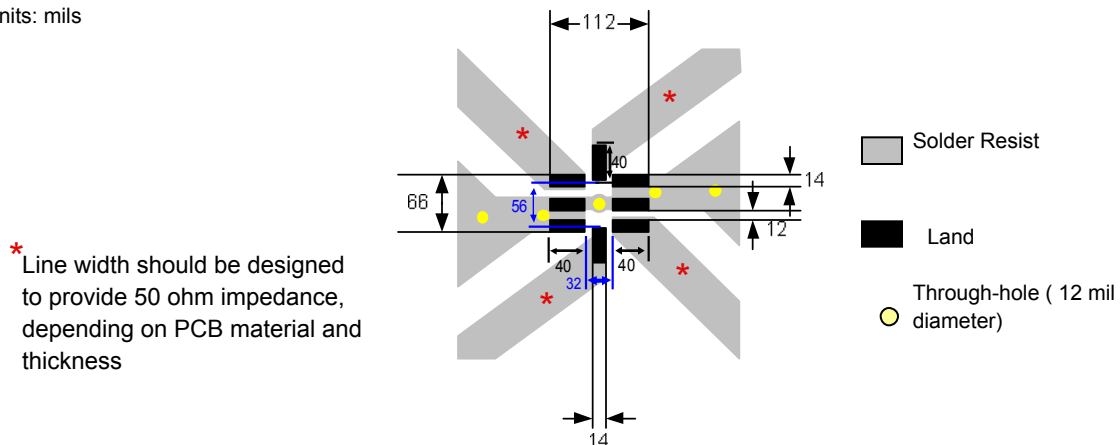


Mounting Considerations

Mount these devices with brown mark facing up.

Line width should be designed to provide 50 ohm impedance, depending on PCB material and thickness

Units: mils



Johanson Technology, Inc. reserves the right to make design changes without notice.

All sales are subject to Johanson Technology, Inc. terms and conditions.



www.johansontechnology.com

4001 Calle Tecate • Camarillo, CA 93012 • TEL 805.389.1166 FAX 805.389.1821

2012 Johanson Technology, Inc. All Rights Reserved

High Frequency Ceramic Solutions

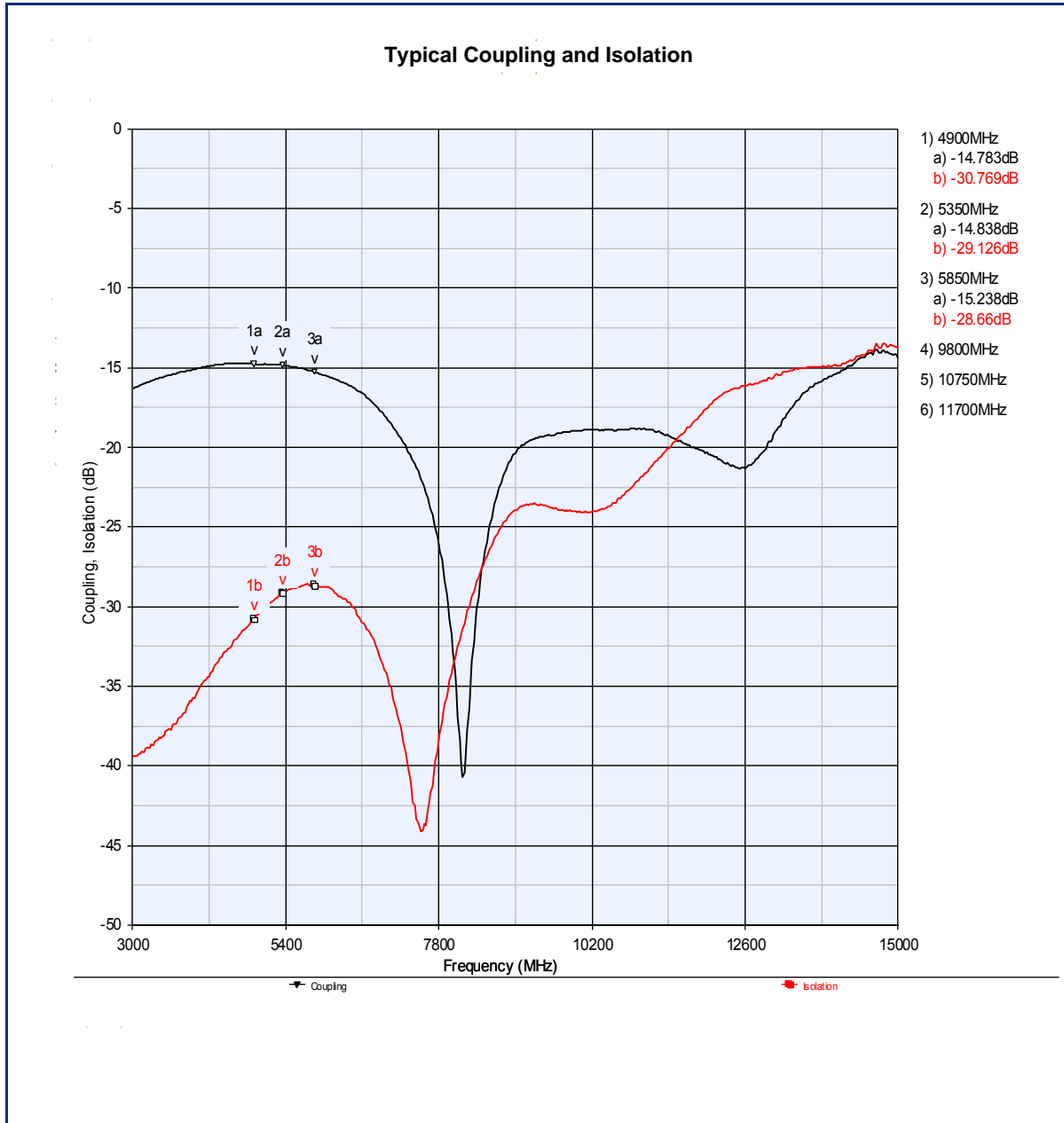
5.3GHz Directional Coupler/ Low Pass Filter Combo Passive

P/N 5300CF15A0950

Detail Specification: 01/20/2012

Page 2 of 4

Typical Electrical Performance (T=25°C)



Johanson Technology, Inc. reserves the right to make design changes without notice.

All sales are subject to Johanson Technology, Inc. terms and conditions.



www.johansontechnology.com

4001 Calle Tecate • Camarillo, CA 93012 • TEL 805.389.1166 FAX 805.389.1821

2012 Johanson Technology, Inc. All Rights Reserved

High Frequency Ceramic Solutions

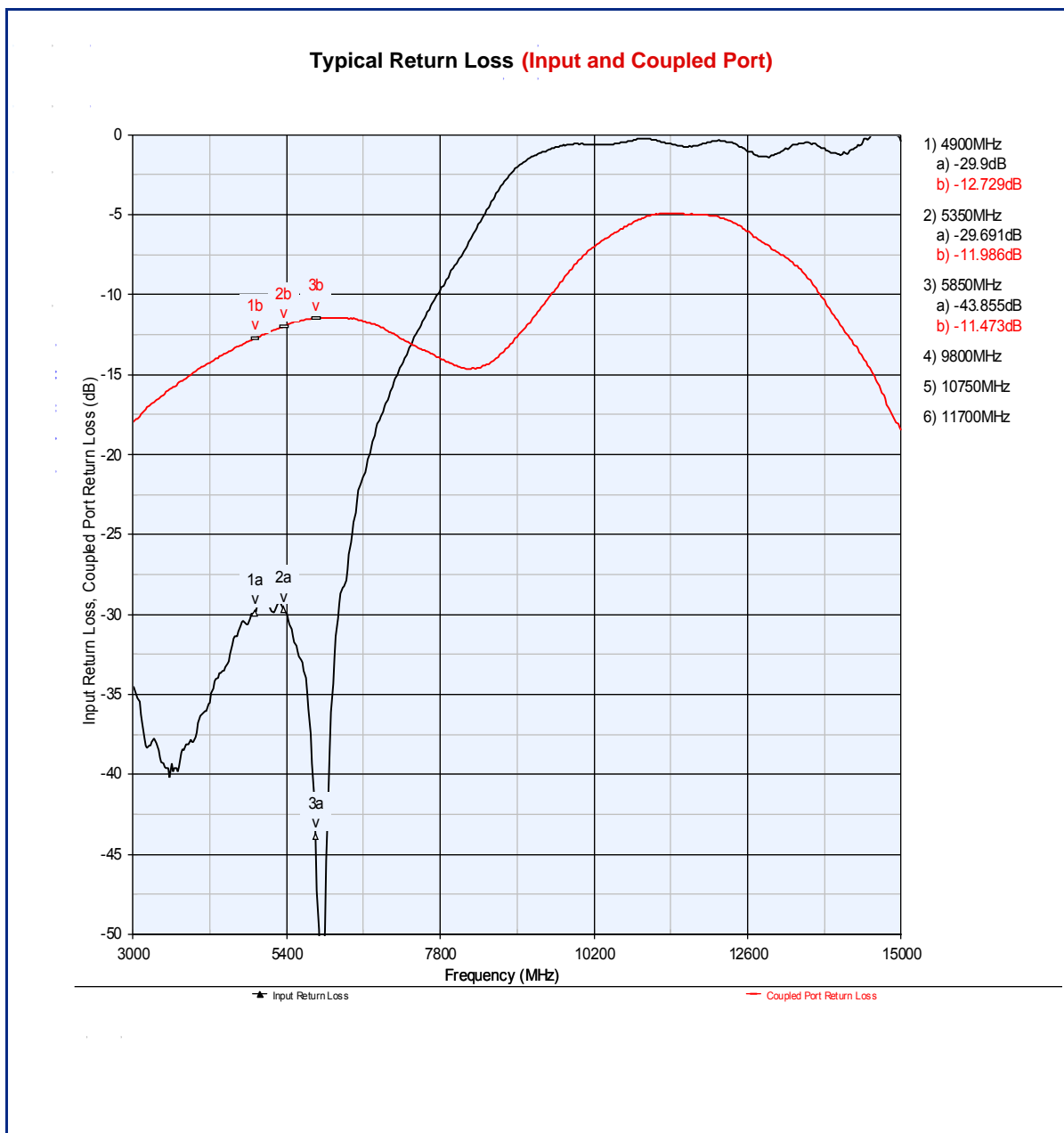
5.3GHz Directional Coupler/ Low Pass Filter Combo Passive

P/N 5300CF15A0950

Detail Specification: 01/20/2012

Page 3 of 4

Typical Electrical Performance (T=25°C)



Johanson Technology, Inc. reserves the right to make design changes without notice.

All sales are subject to Johanson Technology, Inc. terms and conditions.



www.johansontechnology.com

4001 Calle Tecate • Camarillo, CA 93012 • TEL 805.389.1166 FAX 805.389.1821

2012 Johanson Technology, Inc. All Rights Reserved

High Frequency Ceramic Solutions

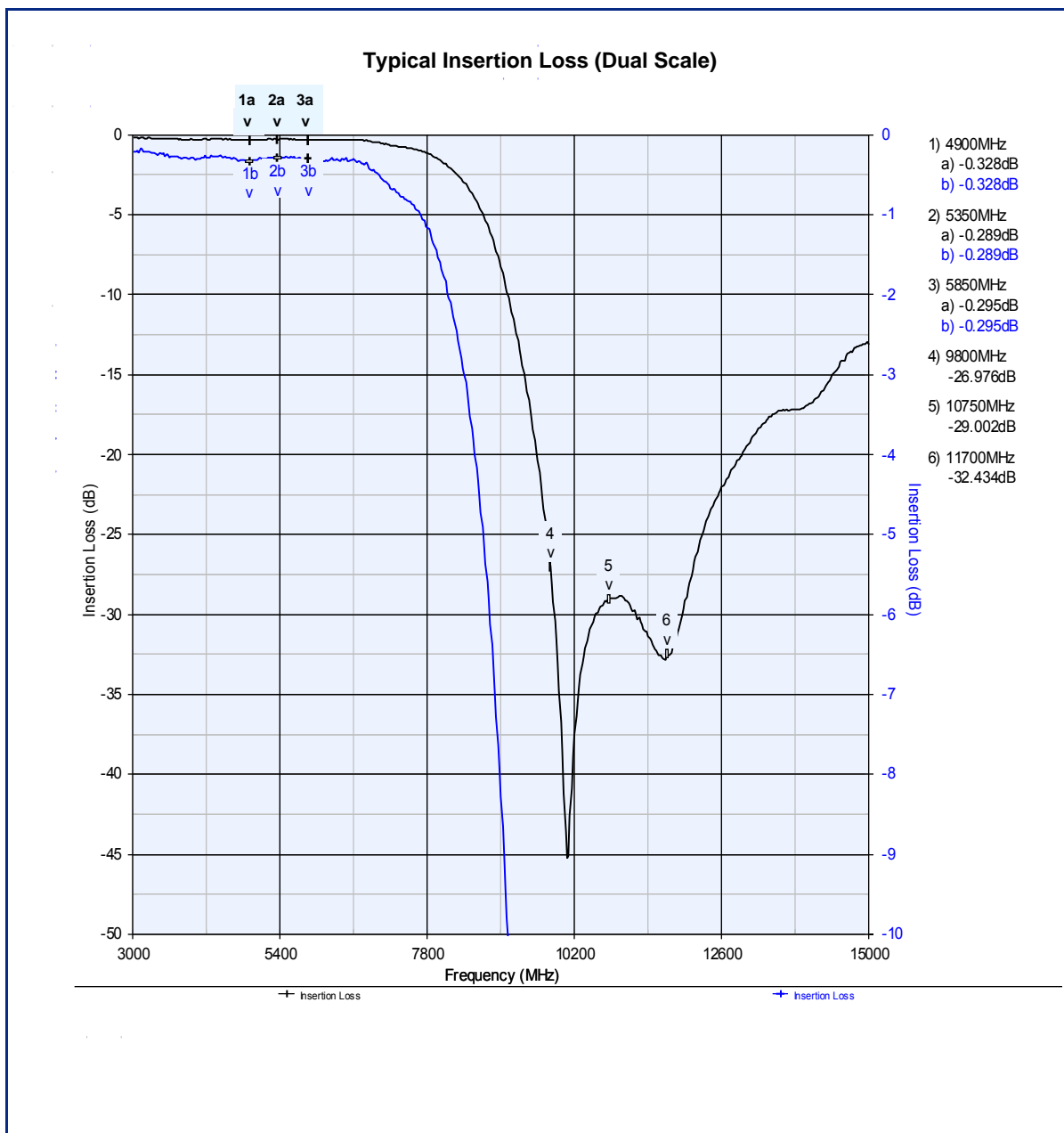
5.3GHz Directional Coupler/ Low Pass Filter Combo Passive

P/N 5300CF15A0950

Detail Specification: 01/20/2012

Page 4 of 4

Typical Electrical Performance (T=25°C)



Johanson Technology, Inc. reserves the right to make design changes without notice.

All sales are subject to Johanson Technology, Inc. terms and conditions.



www.johansontechnology.com

4001 Calle Tecate • Camarillo, CA 93012 • TEL 805.389.1166 FAX 805.389.1821

2012 Johanson Technology, Inc. All Rights Reserved