

SVC203C



ON Semiconductor®

www.onsemi.com

Varactor Diode

Monolithic dual Varactor Diode for FM Tuning
16V, 50nA, CR=4.6, Q=60

Features

- Dual type with a good linearity of C-V characteristic. Excels in large input characteristics
- Small-sized package (CP) usable in ultrasmall-sized sets (surface mount type)
- Applicable to FM wide band due to high capacitance ratio ($V_R=1.5$ to $9V$)

Specifications

Absolute Maximum Ratings at $T_a=25^\circ C$

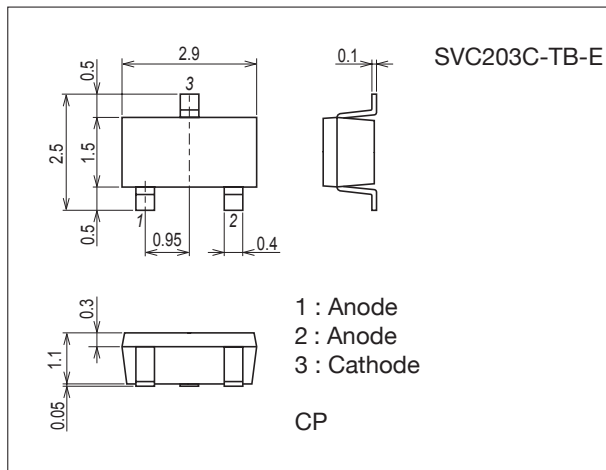
Parameter	Symbol	Conditions	Ratings	Unit
Reverse Voltage	V_R		16	V
Junction Temperature	T_j		125	$^\circ C$
Storage Temperature	T_{stg}		-55 to +125	$^\circ C$

Stresses exceeding those listed in the Maximum Ratings table may damage the device. If any of these limits are exceeded, device functionality should not be assumed, damage may occur and reliability may be affected.

Package Dimensions

unit : mm (typ)

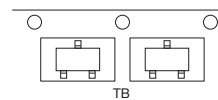
7013A-006



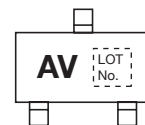
Product & Package Information

- Package : CP
- JEITA, JEDEC : SC-59, TO-236, SOT-23, TO-236AB
- Minimum Packing Quantity : 3,000 pcs./reel

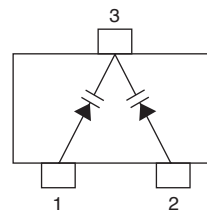
Packing Type: TB



Marking



Electrical Connection



ORDERING INFORMATION

See detailed ordering and shipping information on page 2 of this data sheet.

SVC203C

Electrical Characteristics at Ta=25°C

Parameter	Symbol	Conditions	Ratings			Unit
			min	typ	max	
Breakdown Voltage	V _{(BR)R}	I _R =10μA	16			V
Reverse Current	I _R	V _R =10V			50	nA
Interterminal Capacitance*	C1.0V	V _R =1.0V, f=1MHz	58.80		65.98	pF
	C6.0V	V _R =6.0V, f=1MHz	18.72		25.11	pF
	C9.0V	V _R =9.0V, f=1MHz	10.84		13.40	pF
Quality Factor	Q	V _R =3.0V, f=100MHz	60			
Capacitance Ratio	C _R	C1.0V / C9.0V	4.6			
Matching Tolerance	ΔC _m	V _R =1.0V	$\frac{(C_{max} - C_{min})}{C_{min}} \times 100$		6.5	%
		V _R =6.0V			5.5	%
		V _R =9.0V			11.8	%

* Capacitance value of one diode

Product parametric performance is indicated in the Electrical Characteristics for the listed test conditions, unless otherwise noted. Product performance may not be indicated by the Electrical Characteristics if operated under different conditions.

Address and Capacitance Value (Reference Value)

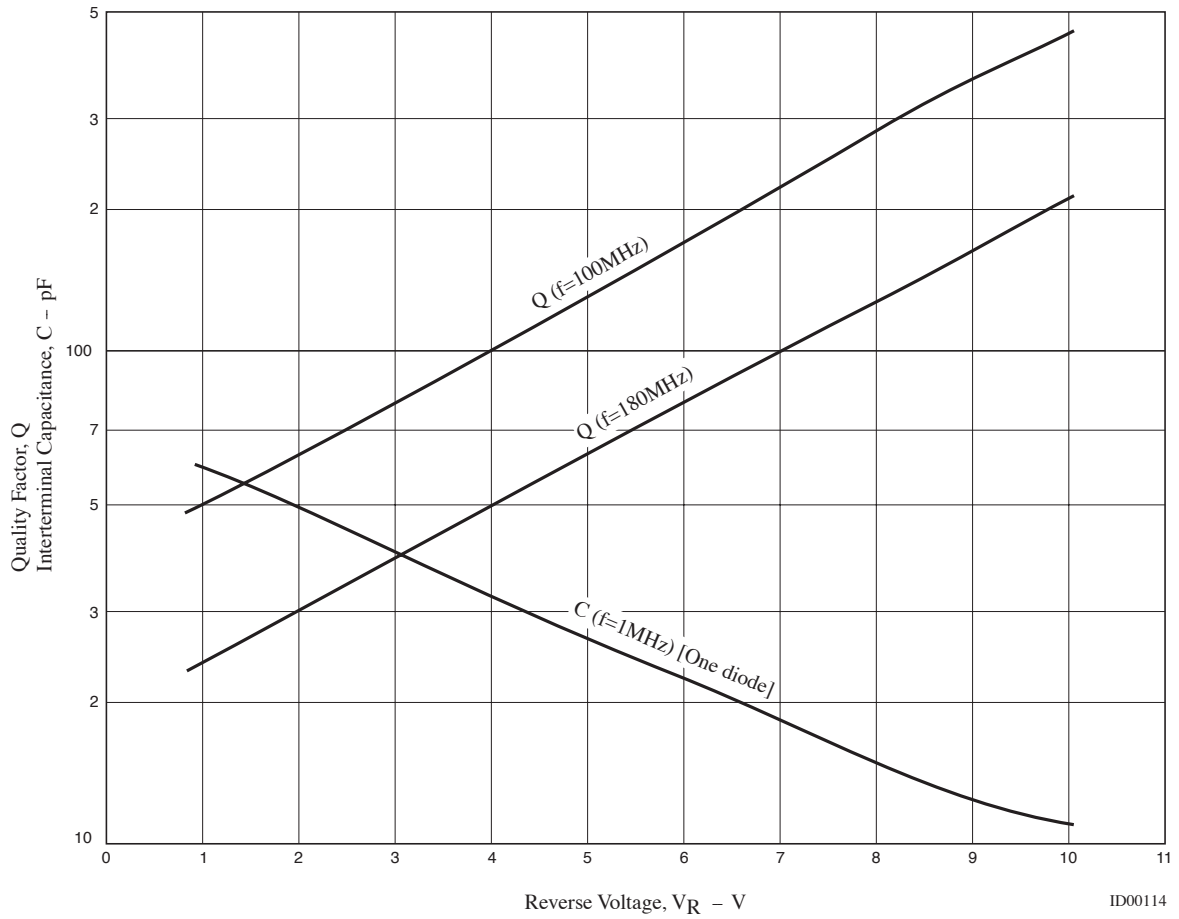
C1.0V		C6.0V		C9.0V	
Address	Capacitance (pF)	Address	Capacitance (pF)	Address	Capacitance (pF)
11	59.10	61	18.91	91	10.89
	62.92		19.95		12.17
12	61.97	62	19.76	92	11.93
	65.65		20.85		13.33
		63	20.64		
			21.79		
		64	21.57		
			22.77		
		65	22.55		
			23.80		
		66	23.56		
			24.87		

ORDERING INFORMATION

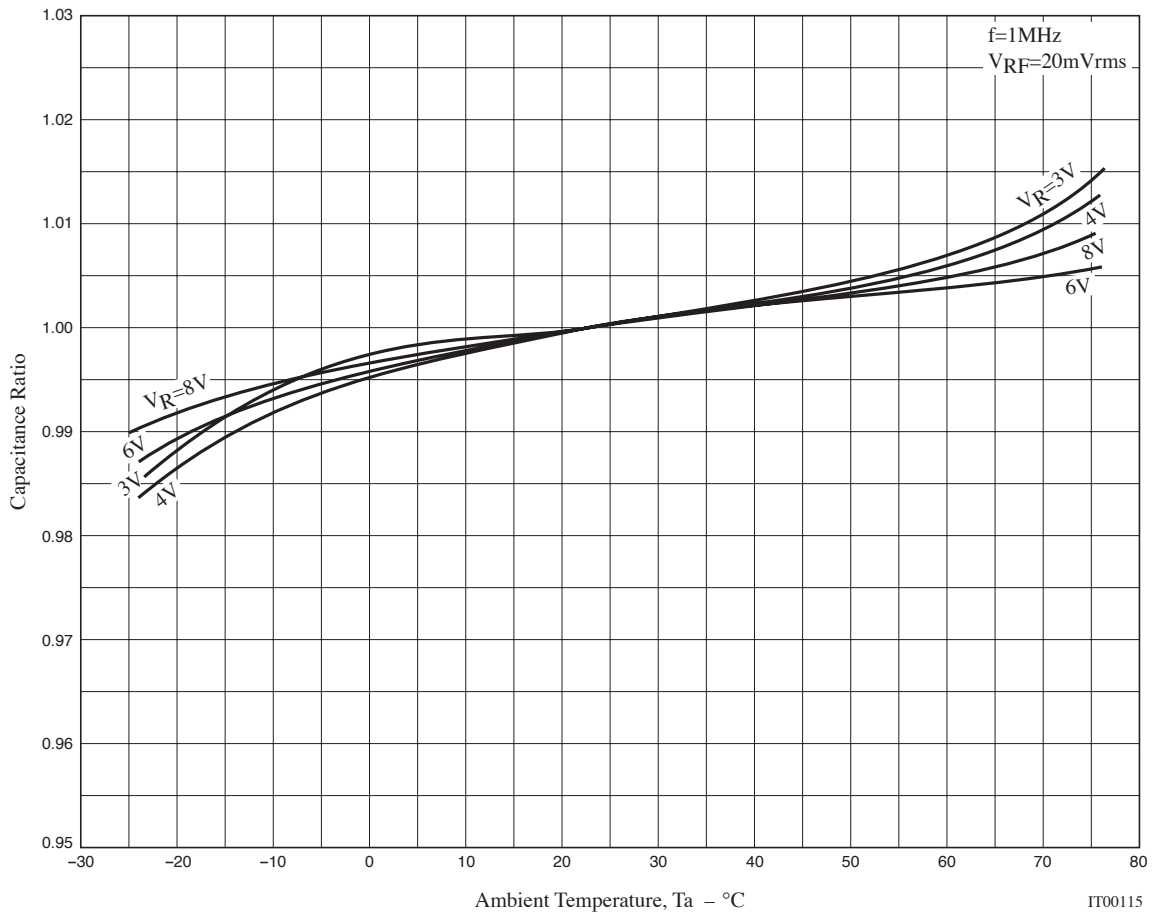
Device	Package	Shipping	memo
SVC203C-TB-E	CP	3,000pcs./reel	Pb-Free

SVC203C

C, Q - V_R



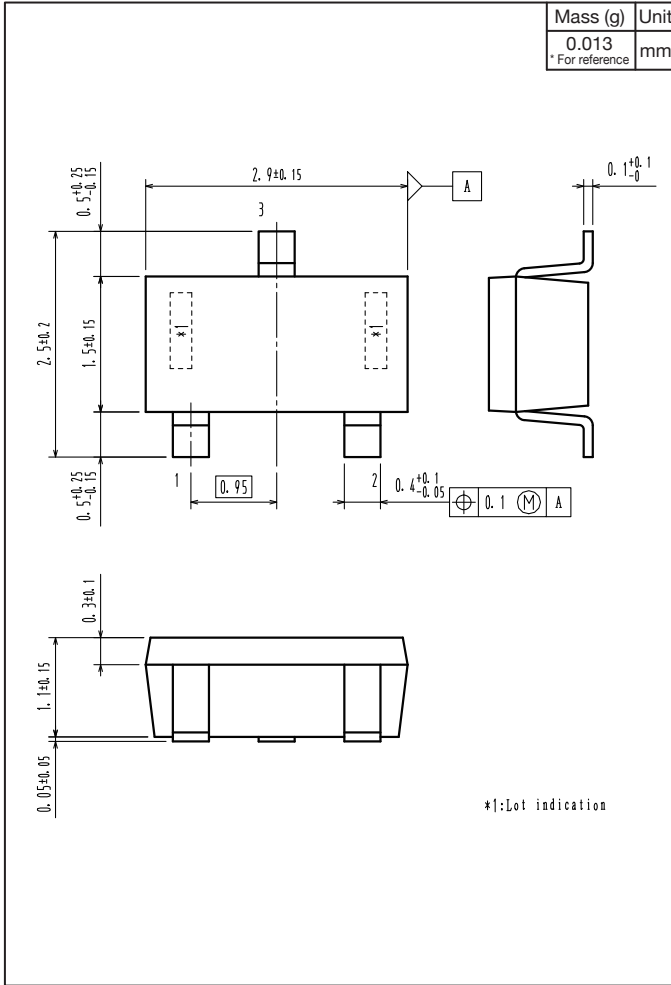
C - T_a



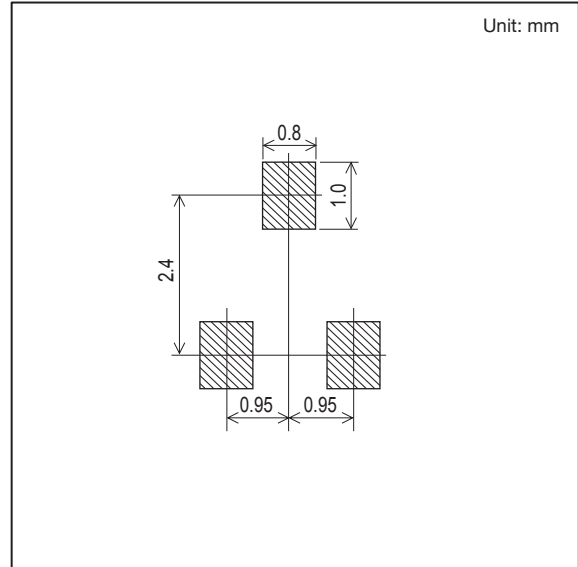
SVC203C

Outline Drawing

SVC203C-TB-E



Land Pattern Example



ON Semiconductor and the ON logo are registered trademarks of Semiconductor Components Industries, LLC (SCILLC) or its subsidiaries in the United States and/or other countries. SCILLC owns the rights to a number of patents, trademarks, copyrights, trade secrets, and other intellectual property. A listing of SCILLC's product/patent coverage may be accessed at www.onsemi.com/site/pdf/Patent-Marking.pdf. SCILLC reserves the right to make changes without further notice to any products herein. SCILLC makes no warranty, representation or guarantee regarding the suitability of its products for any particular purpose, nor does SCILLC assume any liability arising out of the application or use of any product or circuit, and specifically disclaims any and all liability, including without limitation special, consequential or incidental damages. "Typical" parameters which may be provided in SCILLC data sheets and/or specifications can and do vary in different applications and actual performance may vary over time. All operating parameters, including "Typicals" must be validated for each customer application by customer's technical experts. SCILLC does not convey any license under its patent rights nor the rights of others. SCILLC products are not designed, intended, or authorized for use as components in systems intended for surgical implant into the body, or other applications intended to support or sustain life, or for any other application in which the failure of the SCILLC product could create a situation where personal injury or death may occur. Should Buyer purchase or use SCILLC products for any such unintended or unauthorized application, Buyer shall indemnify and hold SCILLC and its officers, employees, subsidiaries, affiliates, and distributors harmless against all claims, costs, damages, and expenses, and reasonable attorney fees arising out of, directly or indirectly, any claim of personal injury or death associated with such unintended or unauthorized use, even if such claim alleges that SCILLC was negligent regarding the design or manufacture of the part. SCILLC is an Equal Opportunity/Affirmative Action Employer. This literature is subject to all applicable copyright laws and is not for resale in any manner.