
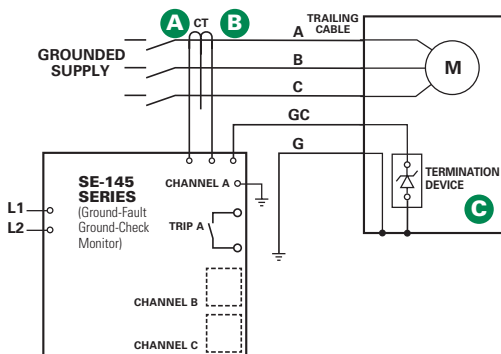


SE-145 SERIES

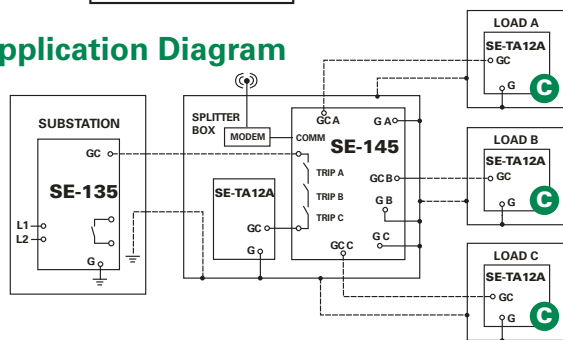
Ground-Fault Ground-Check Monitor



Simplified Circuit Diagram



Application Diagram



Ordering Information

ORDERING NUMBER	CONTROL POWER	COMM
SE-145-00-00	120/240 Vac; 110-250 Vdc	—
SE-145-03-00	120/240 Vac; 110-250 Vdc	Modbus® TCP
SE-145-30-00	24 Vdc Battery Back-up	—
SE-145-33-00	24 Vdc Battery Back-up	Modbus® TCP

ACCESSORIES	REQUIREMENT
SE-CS10 or SE-CS40 Series	Required
SE-TA12A Series	Required
RK-132	Optional

See Current Transformer Selection Guide and Accessory Information.

Description

The SE-145 is a three-channel, microprocessor-based, combination ground-wire monitor and ground-fault relay for resistance-grounded or solidly grounded systems. It continuously monitors the integrity of the ground wire to protect portable equipment from hazardous voltages caused by ground faults. The SE-145 is designed for use on three-way splitter box applications.

Features & Benefits

FEATURES	BENEFITS
Adjustable pickup (0.5- 12.5 A)	Unit can be used on a wide variety of trailing cable applications
Adjustable time delay (1-2.5 s)	Adjustable trip delay for quick protection and system coordination
Output contacts	Separate annunciation of ground-fault and ground-check faults
Ground-check LED indication	Indication of open or short ground-check wire makes it easier to find faults
CT-Loop monitoring	Alarms when CT is not connected
High-induced-ac rejection	Makes unit suitable for applications with high voltages and long cables
DFT (harmonic) filter	Prevents false operation
Zener-characteristic termination assembly	Provides reliable ground-check loop verification
Fail-safe circuits	Ensures ground-check and ground-fault circuits remain safe even in the event of equipment failure
Conformal coating	Additional coating protects circuit boards against harsh environment

Accessories

- A** **SE-CS10 Series Ground-Fault Current Transformer**
Zero-sequence current transformer detects ground-fault current. Provides 0.5 to 12.5 A trip range.
- B** **SE-CS40 Series Ground-Fault Current Transformer**
Zero-sequence current transformer detects ground-fault current. Provides 2.0 to 50 A trip range.
- C** **SE-TA12A Series Termination Assembly**
Required termination assembly; temperature compensated.

Specifications

IEEE Device Numbers	Checking or Interlocking Relay (3GC), Ground fault (50G/N, 51G/N)
Input Voltage	60-265 Vac, 60VA; 82-275 Vdc, 45W; 18-30Vdc, 45W
Dimensions	H 213 mm (8.4"); W 192 mm (7.6"); D 176 mm (7.0")
Trip Level Settings	0.5-12.5 A or 2.0-50.0 A
Trip Time Settings	0.1-2.5 s
Contact Operating Mode	Selectable fail-safe or non-fail-safe
Harmonic Filtering	Standard feature
Test Button	Standard feature
Reset Button	Standard feature
Communications	Ethernet Optional
Output Contacts	Isolated Form A and Form B
Conformally Coated	Standard feature
Warranty	5 years
Mounting	Panel, Surface